



MONTHLY REPORT FOR SEPTEMBER 2024



During the Report Month PPHI Sindh Provided the following **Free of Cost** Services



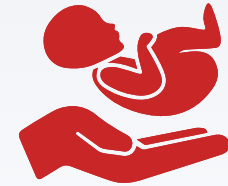
Free OPD Services

4.58 M Patients



Malnutrition Cases Under 5 years

239,054 Treated



Total Deliveries Conducted

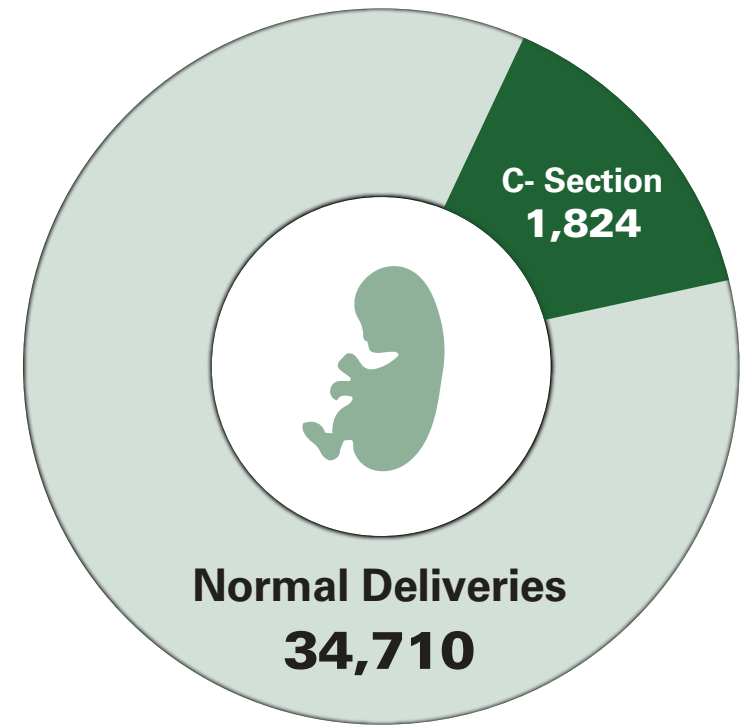
36,534



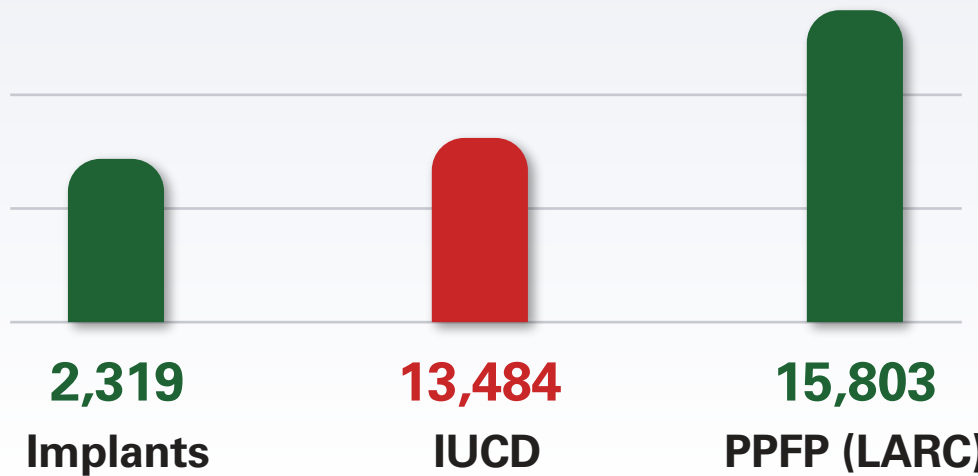
ANC-1
67,860



PNC-1
43,845



Distributed
104,399 FP
commodities





Diagnostic Services

**1.70 M
Individual**



Total Children Enrolled In EPI

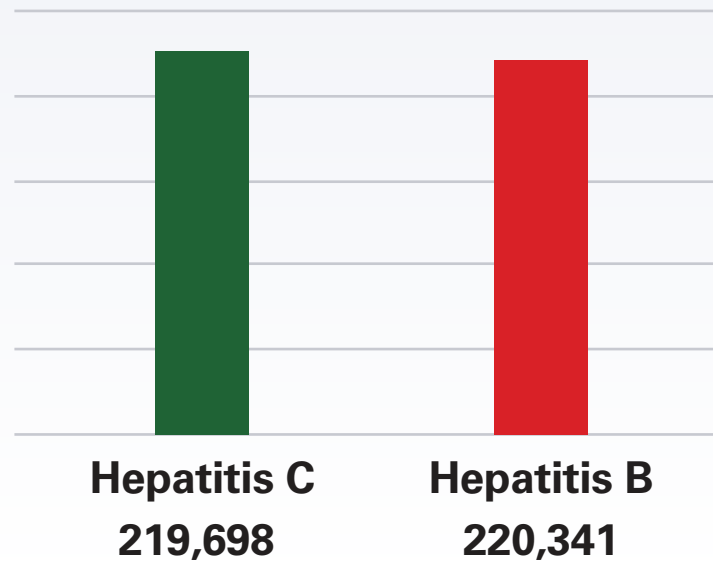
8,051



Total Children Fully Immunized

**11,285
Children**

No. of Individuals Screened for HEP B, C



Vaccinated For Hepatitis

390,649 Patients

Comparative Data for RHCs and Others between the months of Sep - 23 & Sep - 24

Indicators	RHCs and Above				BHU Plus, BHU, GDs and Others				Total	
	Sep-2023	Sep-2024	Difference	%	Sep-2023	Sep-2024	Difference	%	Sep-2023	Sep-2024
OPD	537,776	719,507	181,731	↑ 34	3,257,998	3,857,643	599,645	↑ 18	3,795,774	4,577,150
FP	6,940	8,876	1,936	↑ 28	78,549	95,523	16,974	↑ 22	85,489	104,399
ANC-1	10,051	11,581	1,530	↑ 15	49,648	56,279	6,631	↑ 13	59,699	67,860
NVD	4,455	6,817	2,362	↑ 53	30,270	27,893	(2,377)	↓ (8)	34,725	34,710
C-Sections	1,507	1,824	317	↑ 21	-	-	-	-	1,507	1,824
Lab	240,597	283,420	42,823	↑ 18	1,240,901	1,325,495	84,594	↑ 7	1,481,498	1,608,915
Ultrasound	20,827	28,327	7,500	↑ 36	59,170	66,087	6,917	↑ 12	79,997	94,414
X-ray	4,577	10,301	5,724	↑ 125	1,910	3,223	1,313	↑ 69	6,487	13,524